

Track System Specification

MT11S-9520

— MicroTrack T1 series

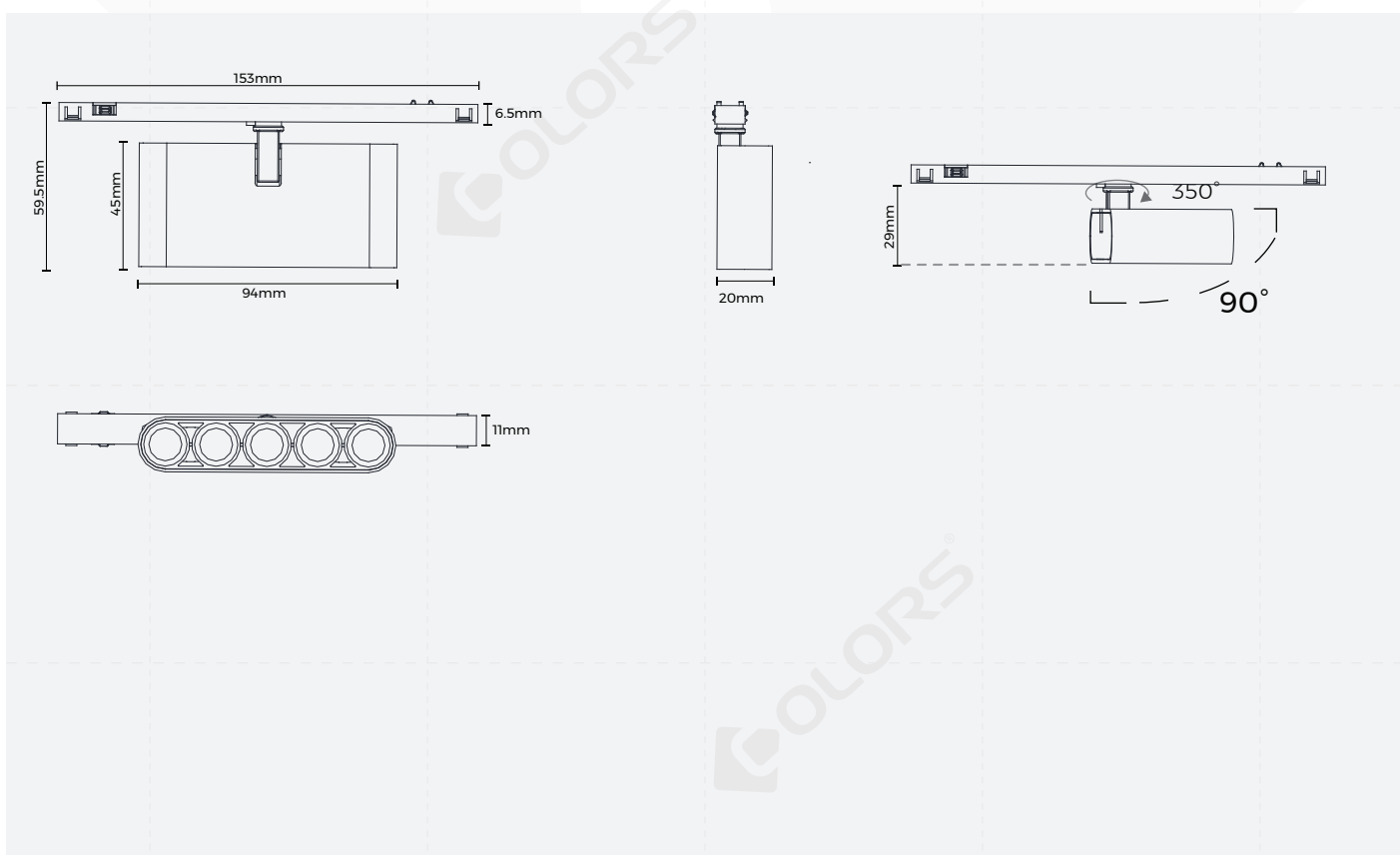


◎ Basic Parameters

- Material: AL6063, spraying surface
- Coating: Black/White
- Size: 95*20mm
- IP grade: IP20
- CCT: 2700K, 3000K,4000K optional
- CRI: 90
- SDCM: /
- Beam angle: 24°,40°
- Light efficiency: 65 LM/W, 75 LM/W
- Input voltage: DC24-48V
- Lighting direction: Downward
- Dimming method: Non-dimming,DALI-2,Tuya Bluetooth,CASAMBI
- Application: Indoor
- Certification: CE,UKCA,ROHS,Reach
- Warranty: 5 years



◎ Product mechanical data



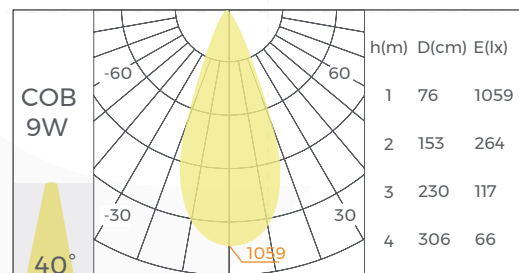
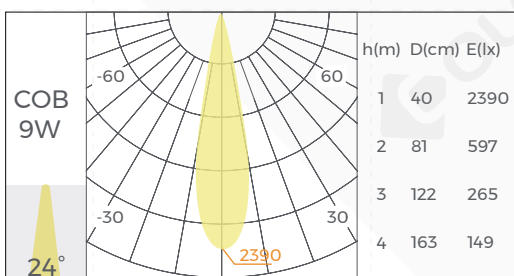
© Luminaire Parameters

Model	Input Voltage (V)	Type Power (W)	CRI	Beam Angle	CCT	Lumen (LM)
MT11S-9520	24-48VDC	9	>90	24°	2700K	550
					3000K	575
				40°	4000K	610
					2700K	620
					3000K	650
					4000K	685

Note:

1. The output data is based on the testing result of Ra90,4000k luminaires;
2. The tolerance of output data can be vary up to 10%;
3. The output data is typical value.

© Optical Parameter



[Points to note]

⚡ 48V Power Supply



Total track Length $\leq 50M$

⚡ 48V Power Supply














Max. Load $\leq 480W$

Supplementary power supplies are needed beside the Spotlights module / Decorative module / Linear modular under below one conditions:

1. Load $> 480W$ on the track
2. Total track length $> 50M$

© Accessories Information

Picture	Name	Model
	Trimless recessed track (13mm gypsum board)	TLS-MT11-RXO
	Ceiling track	TLS-MT11-SXO
	Pendant track	TLS-MT11-HXO
	Pendant track	TLS-MT11-SRXO
	φ1000mm 90° Ceiling curve track	TLS-MS111090
	Rail energization box	TLS-MT1101
	Horizontal corner power-on connectors	TLS-MT1102
	Flexible energized connectors	TLS-MT1103
	Rail energized connectors	TLS-MT1104
	Pendant accessory	TLS-MT1105
	Rail connectors	TLS-MT1106
	End caps	TLS-MT11-R-EC
	End caps	TLS-MT11-S-EC
	End caps	TLS-MT11-H-EC

Picture	Name	Model
	End caps	TLS-MT11-SR-EC
	L-shaped (Inward)	MT11-L90N-MS11
	L-shaped (Downward)	MT11-L90-MS11
	L-shaped (Inward)	MT11-L90N-MR11
	L-shaped (Downward)	MT11-L90-MR11
	L-shaped (Inward)	MT11-L90N-MH11
	L-shaped (Downward)	MT11-L90-MH11
	L-shaped (Downward)	MT11-L90-MSR11
	48V Constant Voltage Power supply(external)	BN-V48-XXXP
	48V Constant Voltage Power supply(build-in)	LV100W48CG MICRO














Note:

- 1,Please refer to the accessory list table for detailed parameters.
- 2,Different tracks need to be used with corresponding accessories

◎ Packing

Model	Size (mm/box)	Quantity /box	Quantity /carton	NW (kg/box)	NW (kg/carton)	GW (kg)	Size (mm/carton)
TLS-MT11S9520-XXX	166*84*28	1	40	0.13	5.2	12.1	435*347*127

◎ Model Code

TLS	-	M		T		11		S		9520	-	09		90		40		24	-	N		B		B
																								
System TLS: Track Light System		Series M: Magnetic Module		Installation T: Track		Track Size 11: 11mm		Type S: Spotlight		Size 9520: 95*20mm		Type Power 09: 9W		CRI 90: Ra>90		CCT 30: 3000K 40: 4000K		Beam angle 24: 24° 40: 40°		Dimming Method N: Non-Dimming A: DALI Dimming X: No Power		Color B: Black W: White		Inner Ring Color B: Black

◎ Attentions

1. Non-professionals are prohibited from installing, disassembling and repairing the product.
2. Avoid scratching, distortion and irregular bending of the product during installation; otherwise it may cause irreparable damage to the product.
3. Please use professional cutting tools when cutting
4. Do not use any acid or alkaline adhesive to fix products
5. The product is only suitable for indoor dry places, can not be used in outdoor, seaside or wet environment.
6. PC features: Each 10°C rise or drop will make diffuser extend or shrink 0.8mm/m, please confirm before processing and use